



# MAJOR PLUS COMP

## MOLD CHART

### ANTERIORIORS

- In Composite Enamel
- Three Layers



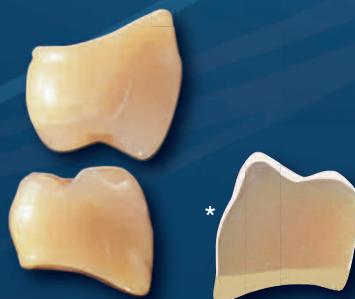
### WIDE FUNCTIONAL AREA POSTERIORIORS 'WFA'

- The wide fossa allows a large spectrum of occlusal contacts without interferences
- Three Layers



### HIGH ANATOMICAL AND TECHNICAL POSTERIORIORS

- Cusps between 20° and 31°
- Three Layers





## MAJOR PLUS COMP ANTERIOR TEETH

To continue our quest to provide unique products to the Denture Specialists of North America, we are distributing the anterior line of our Major Plus Comp(osite) teeth. These newly designed anterior teeth are made in three layers. Dentine and cervical in acrylic, enamel in composite material.

Some Overdentures which are now also called Hybrid dentures may require Anterior teeth which are tubular in shape, especially in the neck and upper body. This is done mainly to fill the interdental space, eliminating the non esthetic black triangle.

This product competes head to head with the Anterior composite teeth made by the following brands :

- Physiostar NFC by Candulor
- Phonares NHC by Ivoclar
- Physiodens MRP by Vita



Elimination of non-esthetic black triangle

*New Design: Dramatic reduction of the interdental space. Elimination of the possible non-esthetic black triangle, especially in the abutment area.*



traditional design with interdental space

*Traditional Design: Teeth are shaped with a natural design, interdental space is filled with denture base material duplicating natural tissue.*

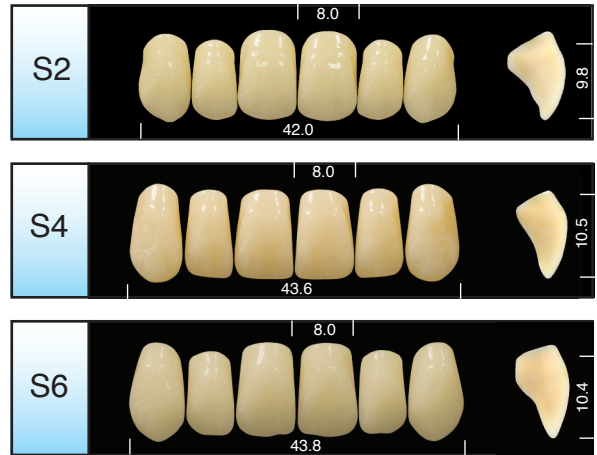
This Major product, however, offers many positive advantages when compared with the competition:

- Longer experience, by Major, in fabricating composite teeth
- Pioneer in the development of an easier BONDABLE neck for composite teeth.
- 3 Dimensional esthetic for great aging effect, developed in 1970 in cooperation with Northern Italian Universities.
- Harmonious superiority of forensic sculpture of the master molds.
- More affordable than all competing brands.
- Endorsed by the Justi Hollywood Teeth R&D department the inventor of hardened plastic teeth.
- Able to withstand inplant forces when used as implant-supported denture teeth.

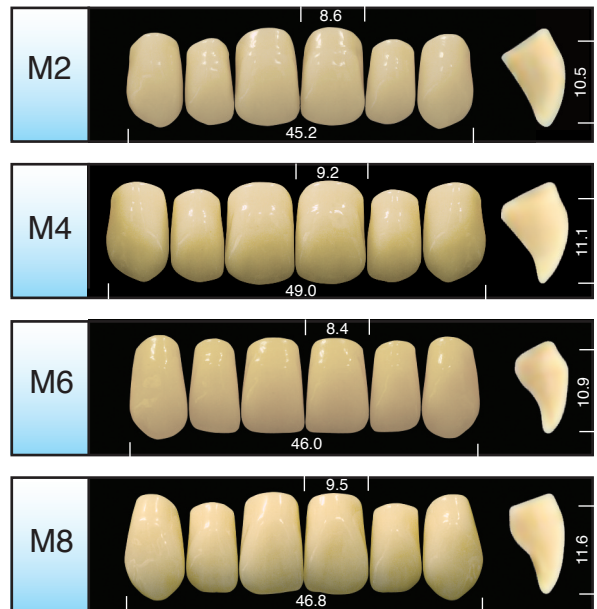
Major Plus Comp Anterior teeth are offered in 10 upper and 4 lower molds in 3 different types of sizes: S (Small), M (Medium) and B (BIG).

Shade range is only in Vita Hues. Made in Italy, distributed in North America by American Tooth Industries.

### UPPER ANTERIORS SMALL



### UPPER ANTERIORS MEDIUM



### HOW TO SELECT ANTERIOR & POSTERIOR USING THE ARTICULATION CHART

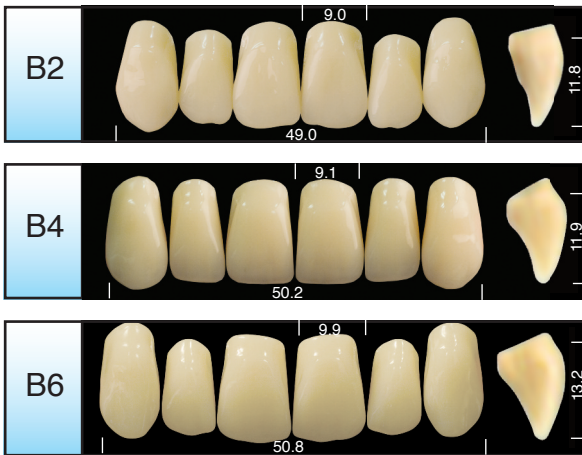
ANTERIORS		POSTERIOR		
Upper	Lower	HA	T	WFA
S2	L1	A32	T11	WS
S4	L1-L3	A32-A33	T11-T13	WS-WM
S6	L1-L3	A33	T13	WM
M2	L1	A32-A33	T11-T13	WS-WM
M4	L7	A33	T13	WM
M6	L3	A33	T13	WM
M8	L3-L7	A33-A34	T13-T14	WM-WL
B2	L7-L5	A34	T14	WL
B4	L5	A34	T14	WL
B6	L5	A34	T14	WL

Photographs of teeth are within plus or minus 3% of actual size

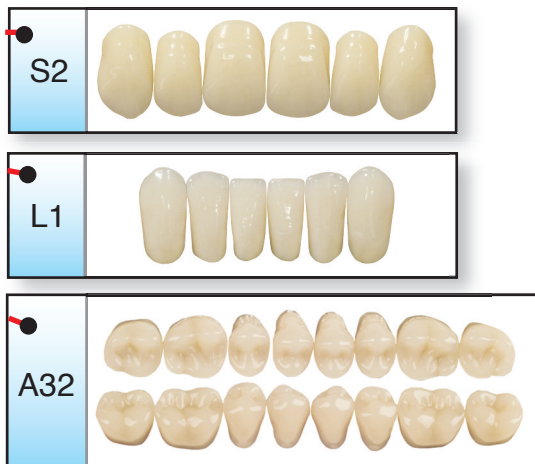
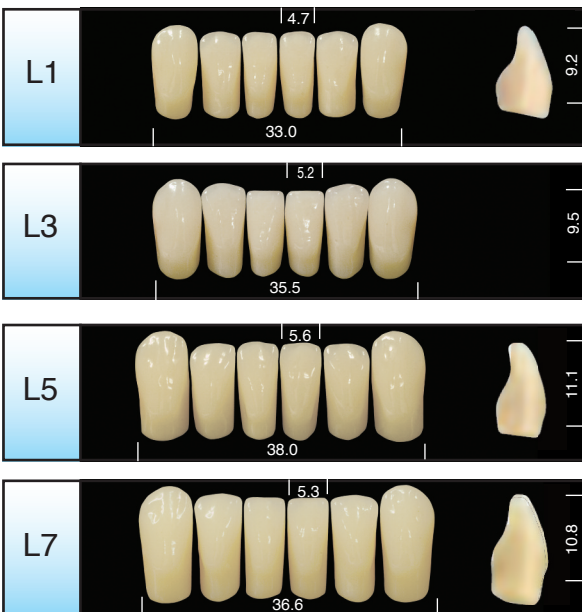


## MAJOR PLUS COMP POSTERIOR TEETH

### UPPER ANTERIORS BIG



### LOWER ANTERIORS



### THREE LAYER TEETH

Major Plus Comp is a three layer tooth: the dentine and cervical layers are in acrylic material in order to provide ideal chemical bonding to the denture base; the enamel layer is in composite material to ensure maximum protection to the teeth during mastication, long lasting dimensional stability and prosthesis balancing, and to comply with every requirement of the modern prosthetic technique.

### THE MOLDS AND THE SHADES

Major Plus Comp has an excellent functional precision of occlusal profiles combined with a modern and natural aesthetic. Major Plus Comp posteriors are designed in order to satisfy every technical and aesthetic need. The teeth are chromatically arranged following the Vita®Type A1-D4 shade guide and they are available in 3 Technical (T) 3 High Anatomic (HA) and 3 Wide Functional Area (WFA) molds. Please note: Shade B1 not available.

### HIGH ANATOMIC POSTERIORS (HA)

High anatomic molds present an accentuated cuspidal inclination (between 25° and 28°). The morphology of anatomic moulds shows permanently "in touch" surfaces with a consequent decrease of lateral thrust and an increased prosthesis stability. The natural appearance of the tooth, characterized by deep sulcuses, enables a better mastication and give the prosthesis a higher mimetic value.

### TECHNICAL POSTERIORS (T)

Technical molds are designed with a balanced occlusal plane following specific geometrical rules. The tooth has a cuspidation with a geometrical inclination superior to 20° and flat sliding plans. This kind of design assures an easy and fast antagonists articulation.

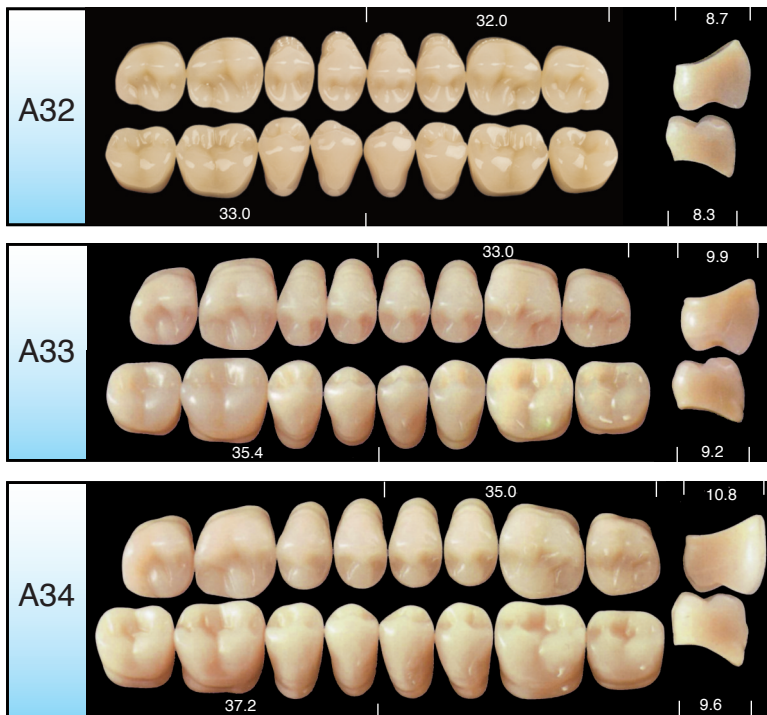
Please note: Patients shall be notified that removable dentures made with composite teeth must be handled with great care because, if the appliance falls on a hard surface, the teeth may shatter.

### POSTERIOR MOLDS CLASSIFICATION

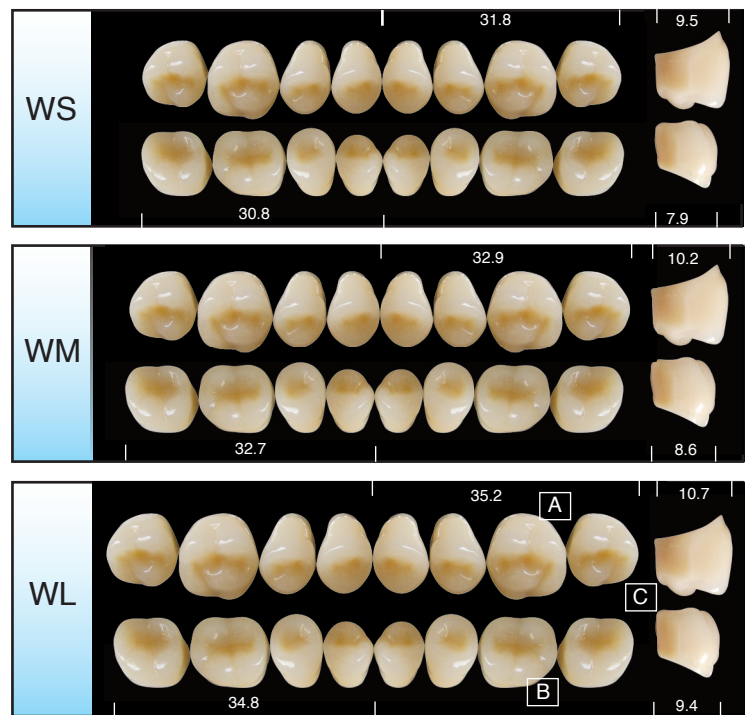
POSTERIORS MOLDS	HIGH ANATOMIC POSTERIORS	TECHNICAL POSTERIORS	WFA
Total and Partial Dentures	HA	T	WFA*
Upper or Lower Dentures with Natural Antagonist	HA	-	-
Partials and Combined Dentures	HA	-	-
Temporary Dentures	HA	T	-
Overdentures (Implants)	HA	T	WFA*
Dentures with Lingualized Occlusion	HA	-	-

\* Full denture - upper and lower only

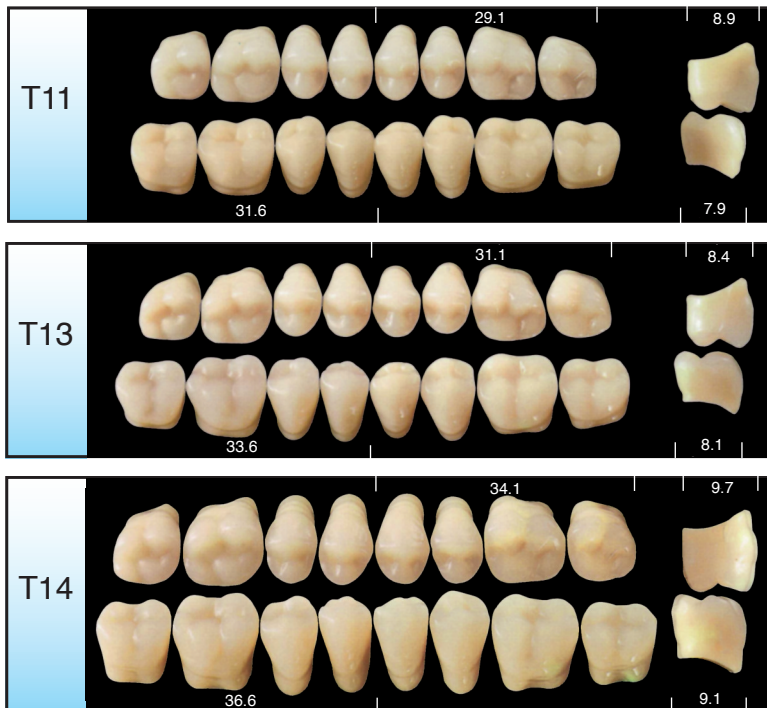
## HIGH ANATOMIC POSTERIOR (HA)



## WIDE FUNCTIONAL AREA POSTERIOR (WFA)



## TECHNICAL POSTERIOR (T)

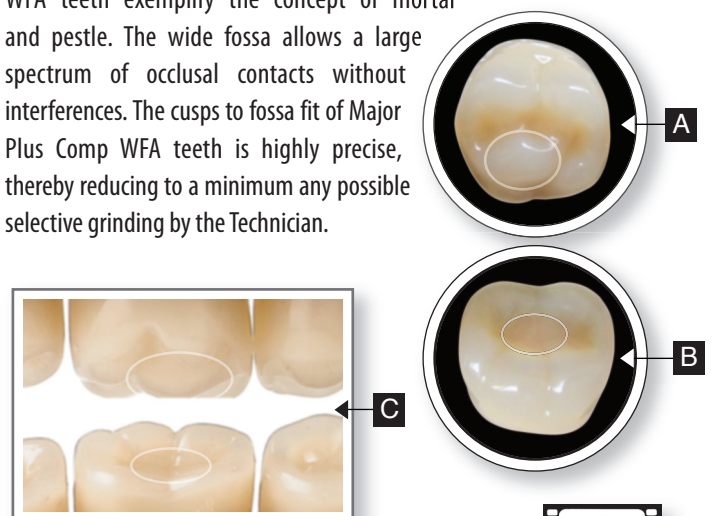


## WIDE FUNCTIONAL AREA POSTERIOR (WFA)

The new MAJOR PLUS COMP WFA tooth design follows the mounting philosophy according to Professor Albert Gerber. The palatal cusp of the upper 5th, 6th and 7th tooth occludes in the respective fossa of the lower 5th, 6th and 7th tooth; in the 4th tooth this occlusion is reversed, the vestibular cusp of the lower tooth occludes in the fossa of the upper 4th tooth. The term MAJOR PLUS WFA (Wide Functional Area) indicates the type of occlusion done during the mastication, when not only one point of contact is affected but a large functional area of around 2 mm.

## OCCUSAL PROFILES OF WFA

WFA teeth exemplify the concept of mortar and pestle. The wide fossa allows a large spectrum of occlusal contacts without interferences. The cusps to fossa fit of Major Plus Comp WFA teeth is highly precise, thereby reducing to a minimum any possible selective grinding by the Technician.



For immediate customer service call:  
800-235-4639 or 805-487-9868





# Major Plus Comp Anteriors & Posteriors Order Form



A Brand Division of American Tooth Industries

1200 Stellar Drive • Oxnard, CA 93033-2404 • (805) 235-4639 • (805) 487-9868 • FAX (805) 483-8482

E-mail: info@americantooth.com • Web Site: www.americantooth.com

Customer # \_\_\_\_\_ Date: \_\_\_\_\_  
 Bill to: \_\_\_\_\_  
 Address: \_\_\_\_\_  
 City: \_\_\_\_\_ State: \_\_\_\_\_ Zip: \_\_\_\_\_  
 Phone: \_\_\_\_\_ Fax: \_\_\_\_\_

PO#: \_\_\_\_\_ DIV/CLS: \_\_\_\_\_  
 Ship to: \_\_\_\_\_  
 Address: \_\_\_\_\_  
 City: \_\_\_\_\_ State: \_\_\_\_\_ Zip: \_\_\_\_\_  
 Email: \_\_\_\_\_

1 x 6 **10 MOLDS - UPPER ANTERIOR** BOXES

SHADE MOLD	A1	A2	A3	A3.5	A4	B2	B3	B4	C1	C2	C3	C4	D2	D3	D4
S2															
S4															
S6															
M2															
M4															
M6															
M8															
B2															
B4															
B6															
Total															

1 x 8 **9 MOLDS - UPPER POSTERIOR** BOXES

SHADE MOLD	A1	A2	A3	A3.5	A4	B2	B3	B4	C1	C2	C3	C4	D2	D3	D4
A32															
A33															
A34															
T11															
T13															
T14															
WS															
WM															
WM															
Total															

High Anatomic Posteriors (HA)  
 Technical Posteriors (T)  
 Wide Functional Area Posteriors (WFA)

1 x 6 **4 MOLDS - LOWER ANTERIOR** BOXES

SHADE MOLD	A1	A2	A3	A3.5	A4	B2	B3	B4	C1	C2	C3	C4	D2	D3	D4
L1															
L3															
L5															
L7															
Total															

1 x 8 **9 MOLDS - LOWER POSTERIOR** BOXES

SHADE MOLD	A1	A2	A3	A3.5	A4	B2	B3	B4	C1	C2	C3	C4	D2	D3	D4
A32															
A33															
A34															
T11															
T13															
T14															
WS															
WM															
WL															
Total															

High Anatomic Posteriors (HA)  
 Technical Posteriors (T)  
 Wide Functional Area Posteriors (WFA)

Major Plus Comp.	
ANTERIOR CARDS (1 X6) 18 cards/box	GROUP/ITEM # 085-T2031
TOTAL Upper Anteriors 1 x 6	
TOTAL Lower Anteriors 1 x 6	
GRAND TOTAL Anteriors 1 x 6	

Major Plus Comp.		
	HA / T	WFA
POSTERIOR CARDS (1 X8) 12 cards/box	GROUP/ITEM # 085-T2032	GROUP/ITEM # 085-T2052
TOTAL Upper Posteriors 1 x 8		
TOTAL Lower Posteriors 1 x 8		
GRAND TOTAL Posteriors 1 x 8		

Comments: \_\_\_\_\_  
 \_\_\_\_\_  
 \_\_\_\_\_



Since 1960

**A Brand Division of American Tooth Industries**

1200 Stellar Drive, Oxnard, CA 93033

in CA (805) 487-9868

Toll Free (800) 235-4639

Fax (805) 483-8482

Email: [info@americantooth.com](mailto:info@americantooth.com)

Web Site: [www.americantooth.com](http://www.americantooth.com)

<http://store.americantooth.com>

