



Since 1864

The Inventors of Hardened Plastic Teeth

PROUDLY MADE IN THE USA



Imperial[®]
Mold Chart

*Creating Beautiful Smiles...
All Around the World!*

*Wear & Heat Resistant, **Intersectional Polymer Network**,
Vacuum Processed, Excellent Bond Strength*

		Profile Left Central Incisor	Articulates to		Profile Left Central Incisor	Articulates to
■	1G	11.2 9.7			U	57.0 52.6
■	1L	10.5 9.1			V,VS VL	54.0 49.6
■	1M	9.5 8.7			W	51.0 46.8
▼	1N	9.2 8.0			X	47.0 43.4
▼	1S	8.6 7.6			Y,YS YL	44.7 41.2
▼	1T	8.0 7.2			Z	42.0 38.6
■	2M	10.8 9.4			W	54.8 50.0
●	2N	10.2 8.6			X	50.3 46.0
●	2S	9.8 8.1			Y,YS YL	47.0 43.0
▼	3M	12.0 9.1			W	53.5 48.8
▼	3N	11.2 8.5			X	50.0 45.6
▼	3S	10.5 8.1			Y,YS YL	47.0 43.0
■	4M	10.0 9.0			W	52.5 48.8
■	4N	9.3 8.5			X	50.0 45.6
■	4S	8.7 8.1			Y,YS YL	47.0 43.0
▼	5G	13.2 9.7			U	57.5 53.0
▼	5L	11.8 9.0			V,VS, VL	54.0 49.4
▼	5M	11.2 8.3			W	49.5 45.4
▼	5N	10.1 7.7			X	47.0 43.2
▼	5S	9.8 7.4			Y,YS YL	45.0 41.2
▼	5T	9.0 6.9			Z	42.0 38.4
▼	7M	11.0 8.8			W	53.0 48.8
▼	7N	10.2 8.2			X	49.0 44.6
▼	7S	9.7 7.6			Y,YS YL	45.2 41.4

Photographs of teeth are within plus or minus 3% of actual size.

		Profile Left Central Incisor	Articulates to
■	8M		W 51.5 47.0
▼	8N		X 48.0 43.8
▼	8S		Y,YS YL 44.5 40.4
▼	9G		U 57.7 52.6
▼	9L		V,VS VL 53.5 49.0
▼	9M		W 51.0 46.6
▼	9N		X 48.0 44.0
▼	9S		Y,YS YL 45.5 41.4
▼	9T		Z 41.5 38.0
▼	10M		W 50.5 46.4
▼	10N		X 47.5 43.6
▼	10S		Y,YS YL 44.5 41.0

		Profile Left Central Incisor	Articulates to
●	12M		W 51.0 46.8
▼	12N		X 48.0 43.8
▼	12S		Y,YS YL 45.0 41.2

		Profile Left Central Incisor	Articulates to
■	ΔE12		ΔN 50.0 45.5
■	ΔE22		ΔH 49.0 45.0
●	ΔE32		ΔH 49.0 45.0
▼	ΔF42		ΔH 50.0 46.0
▼	ΔD55		ΔE 47.5 43.5

NEW

13 JUSTI IMPERIAL LOWER ANTERIOR MOLDS

		Profile Left Central Incisor	Articulates to
	ΔE		G 38.0 33.5
	ΔH		L 36.5 32.0
	ΔN		M 38.0 33.5

NEW

		Profile Left Central Incisor	Articulates to
U			G 45.6 42.0
11.3 6.4			
V			L 43.2 39.4
10.7 6.0			
W			M 42.0 38.6
10.4 6.0			
X			N 39.5 36.4
9.7 5.5			
Y			S 36.7 33.8
9.5 5.1			

		Profile Left Central Incisor	Articulates to
Z			T 33.7 31.2
9.0 4.6			
VL			L 42.2 39.0
13.6 5.9			
VS			L 42.2 39.0
8.3 6.0			
YL			S 36.7 33.8
12.2 5.1			
YS			S 36.3 33.2
7.7 5.0			

25 JUSTI IMPERIAL UPPER & LOWER POSTERIOR MOLDS

0°

		Profile 1st Premolar	Width U/L Left 1st Molar
33 Z			7.57
33.0			
35.3			8.66
31 Z			6.94
30.5			
33.0			8.48
29 Z			7.02
28.7			
31.2			8.25

10°

		Profile 1st Premolar	Width U/L Left 1st Molar
32 X			8.63
31.0			
33.5			9.28
30 X			8.49
30.0			
33.0			8.84

10°

		Profile 1st Premolar	Width U/L Left 1st Molar
34 X			9.09
33.0			
36.5			10.14
33 X			9.87
32.0			
34.0			9.99

10° DELTA SHALLOW CUSPS

Δ36 X			9.5
36.0			
38.6			10.5
Δ34 X			9.1
34.0			
35.6			9.4

10° DELTA SHALLOW CUSPS

		Profile 1st Premolar	Width U/L Left 1st Molar
Δ32 X			8.5
32.0			
33.9			9.25
Δ30 X			7.7
30.0			
31.2			8.25

		Profile 1st Premolar	Width U/L Left 1st Molar
33 XX			8.52
32.8			
35.0			9.18
31 XX			8.35
30.7			
32.9			8.56
29 XX			7.86
29.6			
32.3			8.69

33° Anatomical

		Profile 1st Premolar	Width U/L Left 1st Molar
34 L			9.82
33.8			
37.4			9.78
34 M			9.60
34.3			
38.0			10.38
34 S			9.17
34.0			
38.2			9.08

33° Anatomical

		Profile 1st Premolar	Width U/L Left 1st Molar
32 L			9.20
31.3			
34.4			9.36
32 M			9.16
32.0			
35.5			9.32
32 S			8.29
31.5			
34.3			8.24
30 L			9.21
29.9			
32.3			9.20
30 M			9.13
29.6			
33.0			9.35
30 S			8.27
30.2			
32.4			8.73
28 L			8.06
28.2			
31.9			9.06
28 M			8.06
28.3			
31.4			8.93

Photographs of teeth are within plus or minus 3% of actual size.



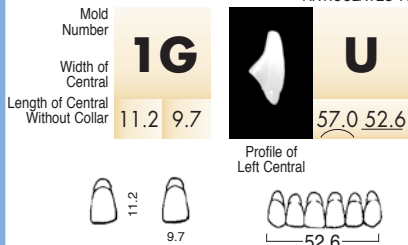
UPPER ANTERIORS

ARTICULATES TO

Suggested Articulation to Lower Anteriors

Width of 6 Upper Anteriors on a Curve

Width of 6 Upper Anteriors on a Straight Line

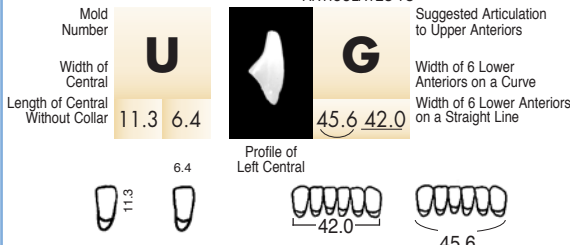

LOWER ANTERIORS

ARTICULATES TO

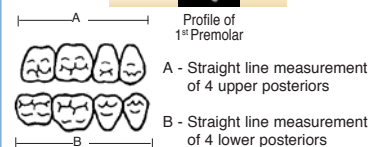
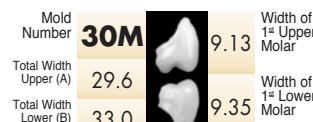
Suggested Articulation to Upper Anteriors

Width of 6 Lower Anteriors on a Curve

Width of 6 Lower Anteriors on a Straight Line



Tooth measurements are within plus or minus 5% of stated value.

POSTERIORS

Updated Age Shades® Imperial Shade Guide

Offers 22 shades (17, 18, 19, 20, 21, 25, 35, 45, 50, 59, 60, 62, 64, 65, 66, 67, 68, 69, 70, 77, 81 & 82) which represent the shades most often found in beautiful natural dentition. The selection of these shades is based on the Justi Eterna System which is a patented system to facilitate choosing shades. The shade number is related to the patients ideal shade as determined by their age and skin tone. The Shade Guide comes with the Kroma Shield and one sample of the patented Kroma Tab. The Kroma tabs are available in packages of 50. For shade comparisons with other major brands, see the conversion chart next to the order form. Sterilization of The Imperial Shade Guide, it is recommended that the shade guide be sterilized in an alkaline solution.

Age Shade	Bioform	Portrait	Vita
17*			
18*		PW4	OM1
19*			OM3
20*		PW2	OM2
21*		PW7	
25	B51	P1	A1
35	B54	P3	A3
45	B91	P21	C1
50	B93	P33	D3
59	B59	P11	B1
60	B52	P12	B2
62	B53	P2	A2
64	B55	P13	B3
65	B65	P65	
66	B66	P66	
67	B67	P67	
68	B56	P14	B4
69	B94	P22	C2
70	B95	P23	C3
77	B77	P77	
81	B81	P81	
82	B85		A4

The shade comparison chart is only a guideline due to the difference in texture and character of the respective materials as well as the size and shape of the mold selected. For optimum satisfaction of the patient and the Dental Professional, the use of the Imperial Shade Guide is strongly suggested.

***BLEACHED SHADES**

The prefix "P" and a number, Bioform, Portrait, and Vita are not a trademark of American Tooth Industries

To obtain tooth order forms and instructions in the setting and processing of synthetic resin teeth please visit our website or contact:

Justi Products, Literature Dept. • A Brand Division of American Tooth Industries

1200 Stellar Dr. • Oxnard, CA 93033-2404
 Toll Free (800) 235-4639 • CA (805) 487-9868
 www.americantooth.com

NOTE: For achieving optimum results with our teeth, please refer to the written instructions.

Mold Classification Symbols

Mold Comparison Chart
UPPER ANTERIORS

Justi Imperial®	Bioform Mold System®	Justi Imperial®	Bioform Mold System®
1L	12G	8M	62G
1N	13E	8N	62E
1S	43D	8S	76D
2N	12F, 36F	9G	21J
2S	13D	9S	42D
3M	21E	10M	45F
3N	31F	10S	22C
3S	42D	12M	65G
4S	43D	12N	55F
5G	21H	12S	62D
5M	21F	ΔE12	12E
5N	11D	ΔE22	22E
5S	22C	ΔE32	32E
7M	45H	ΔF42	42F
7N	75E	ΔD55	55D

NOTE: There is no exact duplication. Please use this chart as a guide only. Mold Selection will depend on arch form, ethnicity, patient/Dental Professional preference, and other aesthetic considerations.

LOWER ANTERIORS

Justi Imperial®	Bioform Mold System®	Justi Imperial®	Bioform Mold System®
U	Z	VS	
V	Z	YL*	
W	K1	YS	B
X	S	ΔE	E
Y	G	ΔH	H
Z	D	ΔN	N
VL*			

* Excellent choice for periodontally involved cases



Justi Imperial® Hardened Plastic Teeth Articulation Chart

Upper Anterior	Lower Anterior	0°	10°	10° Delta Δ Shallow Cusps *	20°	33° Anatomical Short, Medium, Long
1G	U	33Z	34X	Δ36X	33XX	34L
1L	V,VS,VL	33Z	33X, 34X	Δ34X, Δ36X	33XX	34L
1M	W	31Z	32X, 33X	Δ32X, Δ34X	31XX	32M
1N	X	29Z	32X	Δ32X	31XX	30M, 32M
1S	Y,YS,YL	29Z	29X	Δ30X	29XX	28M
1T	Z	29Z	29X	Δ30X	29XX	28M
2M	W	31Z	32X, 33X	Δ32, Δ34X	31XX	32M
2N	X	31Z	32X	Δ32X	31XX	30M
2S	Y,YS,YL	29Z	29X	Δ30X	29XX	28M
3M	W	31Z	32X, 33X	Δ32X, Δ34X	31XX	32M
3N	X	31Z	32X	Δ32X	31XX	30S
3S	Y,YS,YL	29Z	29X	Δ30X	29XX	28M
4M	W	31Z	32X, 33X	Δ32X, Δ34X	31XX	32M, 32L
4N	X	31Z	32X	Δ32X	31XX	30S
4S	Y,YS,YL	29Z	29X	Δ30X	29XX	28M
5G	U	33Z	34X	Δ36X	33XX	34L
5L	V,VS,VL	33Z	33X, 34X	Δ34X, Δ36X	33XX	34M, 34L
5M	W	31Z	32X, 33X	Δ32X, Δ34X	31XX	32M
5N	X	31Z	32X	Δ32X	31XX	30M
5S	Y,YS,YL	29Z	29X	Δ30X	29XX	28M
5T	Z	29Z	29X	Δ30X	29XX	28M
7M	W	31Z	32X, 33X	Δ32X, Δ34X	31XX	32M, 32L
7N	X	31Z	32X	Δ32X	31XX	30M
7S	Y,YS,YL	29Z	29X	Δ30X	29XX	28M
8M	W	31Z	32X, 33X	Δ32X, Δ34X	31XX	32M
8N	X	31Z	32X	Δ32X	31XX	30M, 32M
8S	Y,YS,YL	29Z	29X	Δ30X	29XX	28M
9G	U	33Z	34X	Δ36X	33XX	34L
9L	V,VS,VL	33Z	33X, 34X	Δ34X, Δ36X	33XX	34L
9M	W	31Z	32X, 33X	Δ32X, Δ34X	31XX	32M
9N	X	31Z	32X	Δ32X	31XX	30M
9S	Y,YS,YL	29Z	29X	Δ30X	29XX	28M
9T	Z	29Z	29X	Δ30X	29XX	28M
10M	W	31Z	32X,33X	Δ32X, Δ34X	31XX	32M
10N	X	31Z	32X	Δ32X	31XX	30M, 32M
10S	Y,YS,YL	29Z	29X	Δ30X	29XX	28M
12M	W	31Z	32X, 33X	Δ32X, Δ34X	31XX	32M
12N	X	31Z	32X	Δ32X	31XX	30M, 32M
12S	Y,YS,YL	29Z	29X	Δ30X	29XX	28M
ΔE12	ΔN	31Z	32X	Δ32X	31XX	32L
ΔE22	ΔH	29Z	29X	Δ30X	29XX	30L
ΔE32	ΔH	31Z	32X	Δ32X	31XX	32M
ΔF42	ΔH	30Z	32X	Δ32X	31XX	32L
ΔD55	ΔE	30Z	29X	Δ30X	29XX	30M

Bite relation will obviously alter the size requirements for lower teeth. As a general rule, the table above will provide posterior molds and sizes which are approximately correct. 10° Delta Shallow Cusps are comparable to the Anatoline® tooth line. Anatoline® are not a trademark of American Tooth.



Since 1864

The Inventors of Hardened Plastic Teeth



Manufactured in the USA by American Tooth Industries

1200 Stellar Drive, Oxnard, CA 93033-2404

(805) 487-9868 • FAX (805) 483-8482

E-mail: info@americantooth.com • Website: www.americantooth.com

The cross-linking system employed is an interpenetrated multilayered, intersectional polymer network. 100% bondability with methyl methacrylate denture base material.
Justi® Hardened Plastic Teeth comply with ANSI/ADA Specification #15 Published in 2008, Identical adoption of ISO Standard #22112:2005

©2015 by American Tooth Industries. All rights reserved. No part of this mold chart may be reproduced without written permission from American Tooth Industries.



Health
Canada
Company ID:
113382

CALIFORNIA
DEVICE
MANUFACTURING LICENSE



License Number: 63593