

Imperial
VIVO®

THE PROFESSIONAL'S CHOICE FOR A NATURAL SMILE

Mold Chart
Anterior and Posterior Hardened Plastic Teeth



Justi®

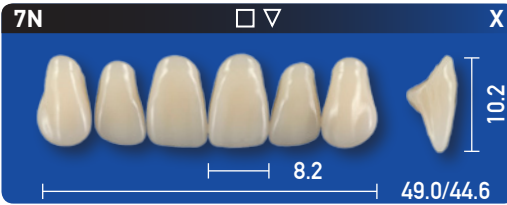
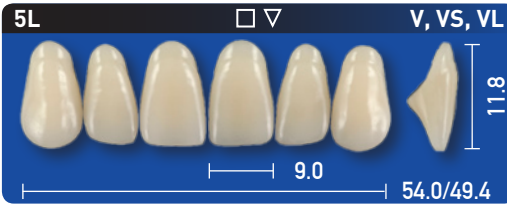
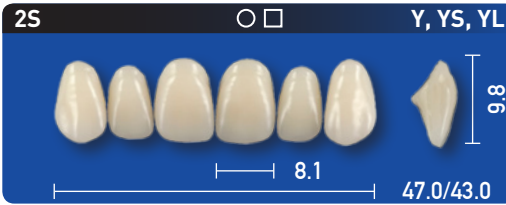
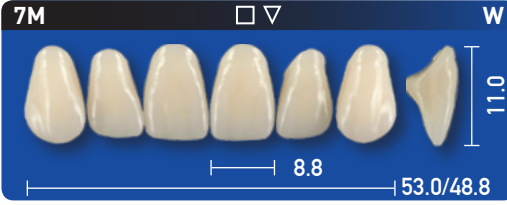
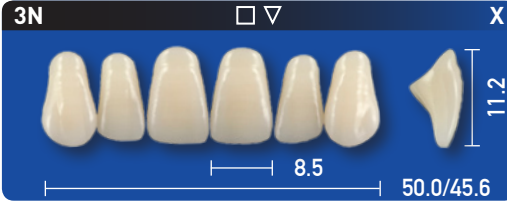
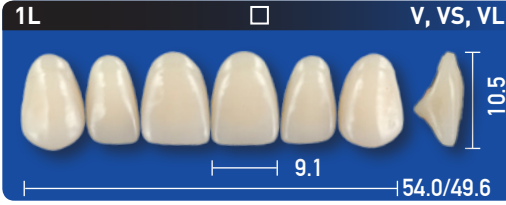
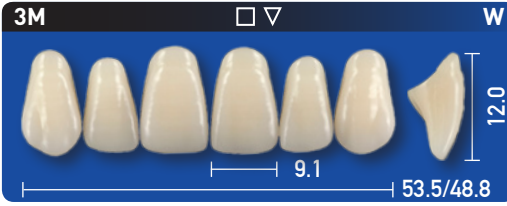
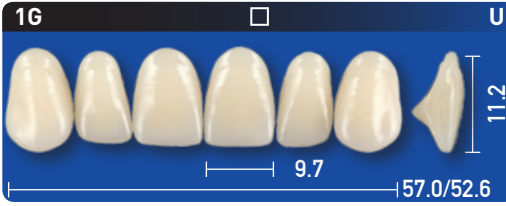
Since 1864

24 Molds **Upper Anterior**

Profile left central

Profile left central

Profile left central



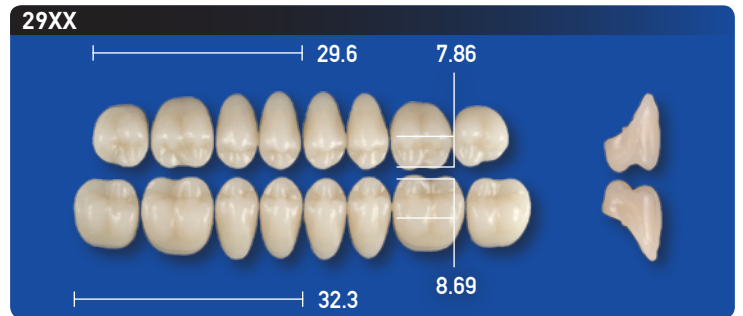
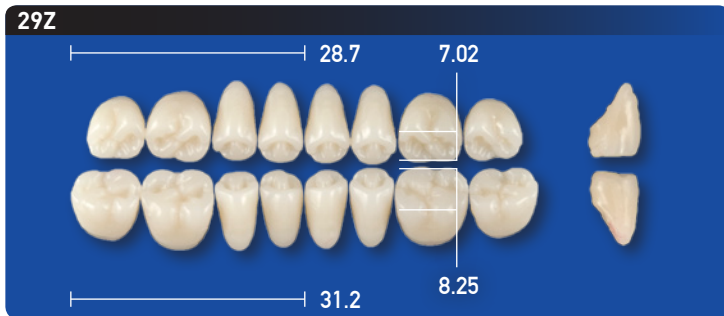
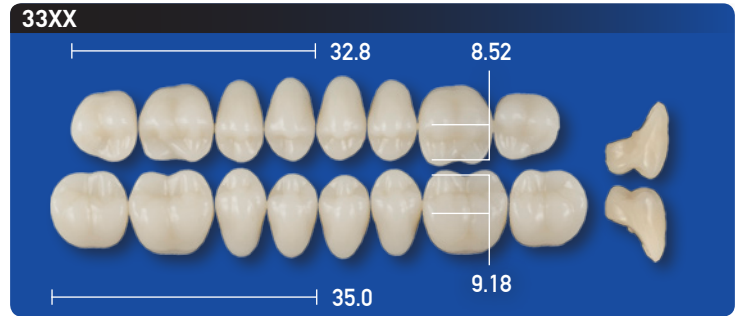
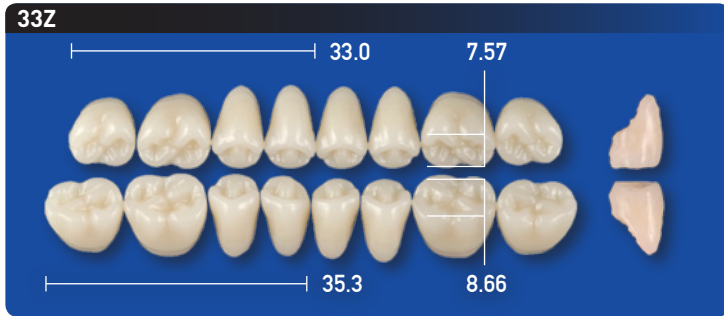
32 Molds **Upper & Lower Posterior**

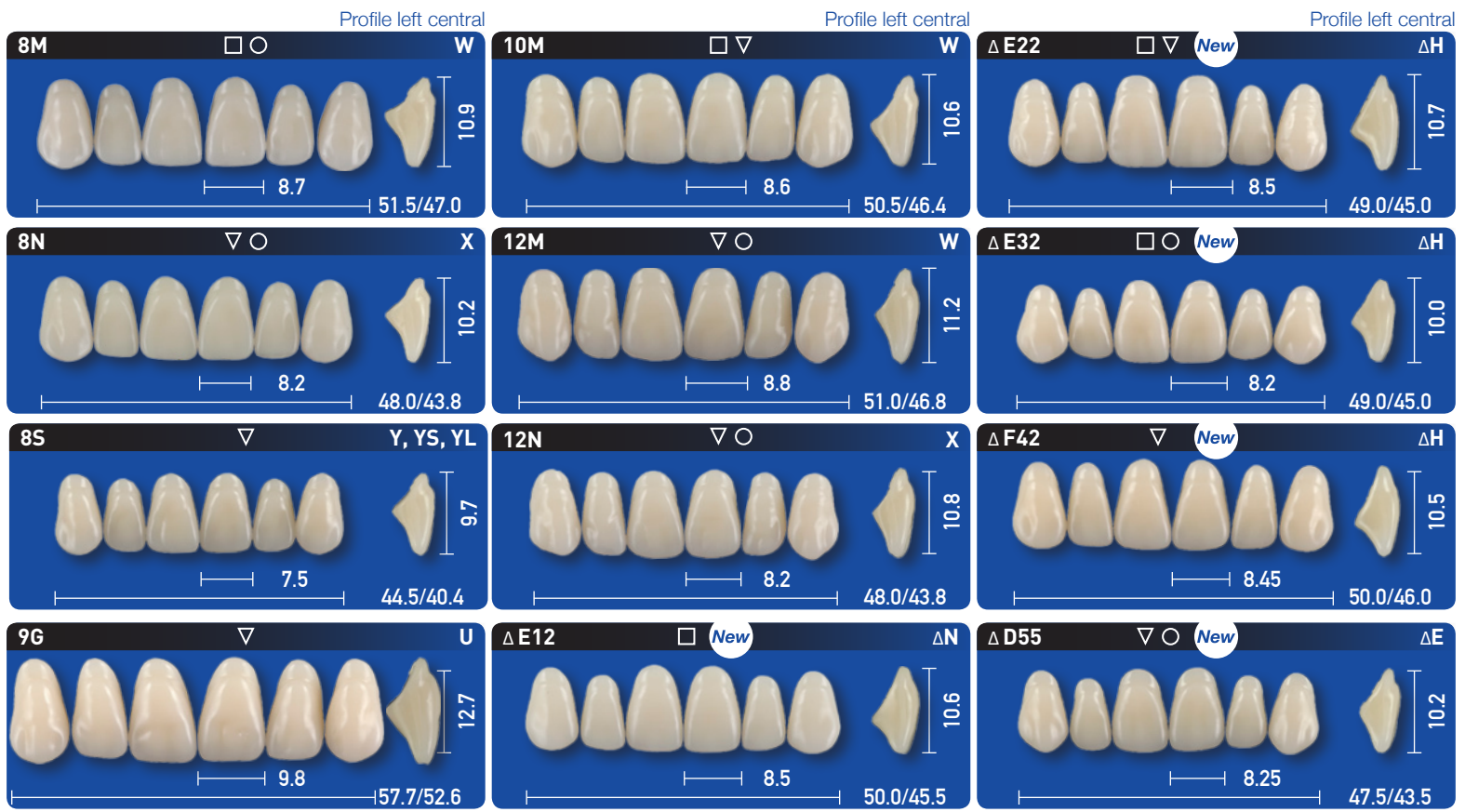
0°

Profile of 1st Premolar

20°

Profile of 1st Premolar



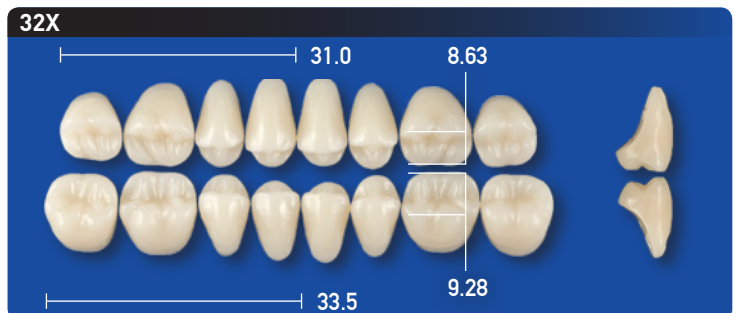
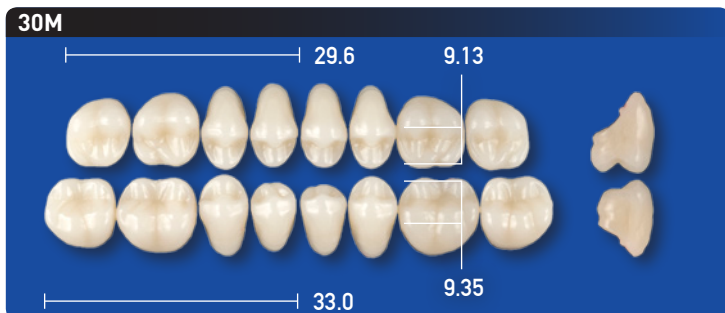
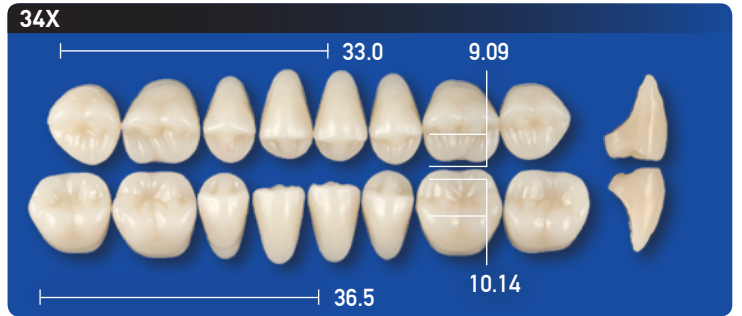
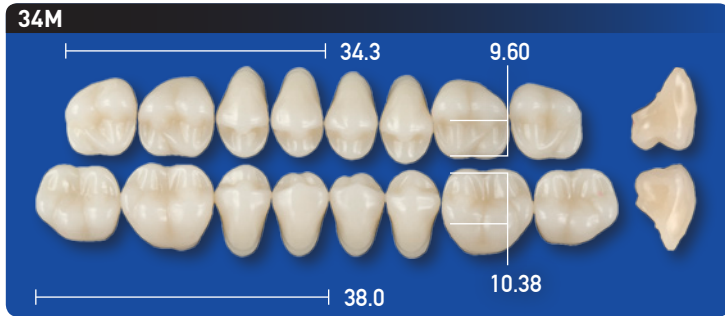


33° Anatomical Medium

Profile of 1st Premolar

10° Functional

Profile of 1st Premolar



9 Molds **Lower Anterior**

<p>Profile left central</p> <p>U G</p> <p>6.4 45.6/42.0 11.3</p>	<p>Profile left central</p> <p>X N</p> <p>5.5 39.5/36.4 9.7</p>	<p>Profile left central</p> <p>ΔE G New</p> <p>4.95 38.0/33.5 9.4</p>
<p>V L</p> <p>6.0 43.2/39.4 10.7</p>	<p>Y S</p> <p>5.1 36.7/33.8 9.5</p>	<p>ΔH L New</p> <p>4.9 36.5/32.0 9.1</p>
<p>W M</p> <p>6.0 42.0/38.6 10.4</p>	<p>YS S</p> <p>5.0 36.3/33.2 7.7</p>	<p>ΔN M New</p> <p>5.2 38.0/33.5 9.1</p>

Specialty Item

Profile left central

AXL Upper Central Incisor Only

11.4 12.2

Profile of 1st Premolar

PXL 36 Upper Bicuspid Only

15.7 (width of two)

Key

Mold Number Suggested Articulation Length of left central

8S **Y, YS, YL**

7.5 44.5/40.4 9.7

Width of left central Width on curve/straight line

Mold Number Straight line of 4 upper Profile of 1st Premolar

29XX

29.6 7.86 32.3 8.69

Straight line of 4 lower Width of Lower 1st Premolar

MOLD CLASSIFICATION SYMBOLS

Square □ Tapering ▽ Ovoid ○ Tapering Ovoid Type Combined Symbols ▽○

Tooth measurements are within +/- 5% of stated value.

10° DeltaΔ Shallow Cusps

Profile of 1st Premolar

Δ36X

36.0 9.5 38.6 10.5

Δ34X

34.0 9.1 35.6 9.4

10° DeltaΔ Shallow Cusps

Profile of 1st Premolar

Δ32X

32.0 8.5 33.9 9.25

Δ30X

30.0 7.7 31.2 8.25

Mold Articulation

Imperial ViVO® Upper Anterior	Lower Anterior	0° Flat Plane	10° Functional	*10° DeltaΔ Shallow Cusps (Anatoline®)	20° Semi- Anatomical	33° Anatomical
1G	U	33Z	34X	Δ36X	33XX	34M
1L	V, VS, VL	33Z	33X, 34X	Δ34X, Δ36X	33XX	34M
1M	W	31Z	32X, 33X	Δ32X, Δ34X	31XX	32M
2S	Y, YS, YL	29Z	30X	Δ30X	29XX	30M
3M	W	31Z	32X, 33X	Δ32X, Δ34X	31XX	32M
3N	X	31Z	32X	Δ32X	31XX	32M
3S	Y, YS, YL	29Z	30X	Δ30X	29XX	32M
5L	V, VS, VL	33Z	33X, 34X	Δ34X, Δ36X	33XX	34M
5N	X	31Z	32X	Δ32X	31XX	32M
5S	Y, YS, YL	29Z	30X	Δ30X	29XX	30M
7M	W	31Z	32X, 33X	Δ32X, Δ34X	29XX	32M
7N	X	31Z	32X	Δ32X	31XX	32M
8M	W	31Z	32X, 33X	Δ32, Δ34	31XX	30M, 32M
8N	X	31Z	32X	Δ32X	31XX	32M
8S	Y, YS, YL	29Z	30X	Δ30X	29XX	30M
9G	U	33Z	34X	Δ36X	33XX	34M
10M	W	31Z	32X, 33X	Δ32X, Δ34X	31XX	32M
12M	W	31Z	32X, 33X	Δ32X, Δ34X	31XX	32M
12N	X	31Z	32X	Δ32X	31XX	30M, 32M
ΔE12	ΔN	31Z	32X	Δ32X	31XX	32M
ΔE22	ΔH	29Z	29X	Δ30X	29XX	30M
ΔE32	ΔH	31Z	32X	Δ32X	31XX	32M
ΔF42	ΔH	30Z	32X	Δ32X	31XX	32M
ΔD55	ΔE	30Z	29X	Δ30X	29XX	30M

Bite relation will obviously alter the size requirements for lower teeth. As a general rule, the table above will provide posterior molds and sizes which are approximately correct. *10° DeltaΔ Shallow Cusps are comparable to the Anatoline® tooth line.

Justi Imperial ViVO® Denture Teeth

Justi Imperial ViVO® offers traditional quality American molds using the newest Vita® shade system. The effect of this combination is outstanding esthetics and excellent functionality for the modern technician.

The ability of the teeth to blend into the adjacent dentition makes producing great looking dentures and partials much more predictable.

The cross-linking system employed in manufacturing the Imperial ViVO® tooth line further enhances resistance to wear.

Features and Benefits of using Imperial ViVO® Denture Teeth:

American materials and manufacture:

Assuring quality and safety of materials

Vacuum Molded:

Denser, non-porous acrylic for longer wear

Hand finished:

No grinding of flash saving production time

Availability:

Through dealers or same day shipping from California factory

Value:

Comparable in quality, esthetics and wear resistance to teeth at 3 times the price

Guarantee:

Backed by 150 years in denture tooth manufacturing. Written guarantee available upon request

Mold Comparison Chart

Imperial ViVO®	Portrait®	Imperial ViVO®	Portrait®
1G	-	8M	62G
1L	12G	8N	62E
1M	13E	8S	76D
2S	13D	9G	21J
3M	21E	10M	45F
3N	31F	12M	65G
3S	42D	12N	55F
5L	11H	ΔE12	12E
5N	11D	ΔE22	22E
5S	22C	ΔE32	32E
7M	45H	ΔF42	43F
7N	75E	ΔD55	55D

This chart is a guide only. Please refer to actual dimensions, shape and buccal contour for optimum mold selection.

To obtain tooth order forms and instructions in the setting and processing of synthetic resin teeth please visit our website or contact:

Justi Products, Literature Dept.
A Brand Division of American Tooth Industries

1200 Stellar Dr. • Oxnard, CA 93033-2404
Toll Free (800) 235-4639 • CA (805) 487-9868
www.americantooth.com

NOTE: For achieving optimum results with our teeth, please refer to the written instructions.

Shade Availability

The Imperial ViVO® line is available in 16 of the Classical Vita® type shades including 3 bleached shades: OM1, OM2, OM3, A1, A2, A3, A3.5, A4, B1, B2, B3, B4**, C1, C2, C3**, C4, D2, D3, D4**

**These Imperial ViVO® shades can be manufactured upon request. Please inquire for quantity and terms.

Made in the USA

All teeth are made in the USA and backed by over one hundred fifty years of experience. All raw materials purchased from US factories.



*Outstanding esthetics and
excellent functionality*



Since 1864

MANUFACTURED IN THE USA BY
AMERICAN TOOTH INDUSTRIES

1200 Stellar Drive, Oxnard, CA 93033-2404
(805) 487-9868 • FAX (805) 483-8482

E-mail: info@americantooth.com • Website: www.americantooth.com

The cross-linking system employed is an interpenetrated multilayered, intersectional polymer network. 100% bondability with methyl methacrylate denture base material.
Justi® Hardened Plastic Teeth comply with ANSI/ADA Specification #15 Published in 2008, Identical adoption of ISO Standard #22112:2005

Front cover denture created by: Thomas R. Zaleske

©2016 by American Tooth Industries. All rights reserved. No part of this mold chart may be reproduced without written permission from American Tooth Industries.



Health
Canada
Company ID:
113382

CALIFORNIA
DEVICE
MANUFACTURING LICENSE



License Number: 63593