

Triplex™ MSLV System

Combining European Aesthetics & American Technology

MOLD CHART

H=11

TRIANGULAR

HARDENED PLASTIC TEETH



SUPER LUX® V
Male Anteriors



MAJOR DENT® V
Female Anteriors



JUSTI TRIPLEX™
MSLV Posteriors

0° - 10° - 20° - 33°



 **MAJOR
AMERICA**

 **Justi**
Hollywood
Teeth™

 **Justi**®

The Triplex MSLV System

Justi, the inventors of multi-layered hardened plastic teeth have developed a unique new system. The Triplex System features the natural looking characterization found in European-manufactured anteriors along with the full range of anatomical occlusion in the posteriors required by modern dental professionals.

Combining male and female anterior maxillary and mandibular tooth lines manufactured by Major in Italy, and posteriors manufactured by Justi in California, the Triplex system is a unique line of teeth for modern users. The line can be used effectively for any type of partials and implant dentures, as well as for personalized custom dentures.

Justi is the world's largest manufacturer of unique tooth molds. You may request our catalog by calling our toll-free number at (800) 235-4639, via fax at (805) 483-8482, or by e-mail at: info@americantooth.com.



Using the tools of their forebearers, the human eye and hand, our craftspeople carry on the Justi tradition of excellence.

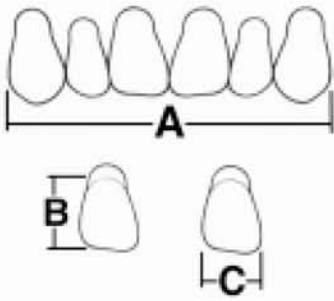


Super Lux V A1-D4 (Male Molds) Anteriors

Super Lux V A1-D4 Teeth are designed for the discriminating technician who insists on the very best quality. These teeth have been formulated using unique European designs and are fabricated from the highest quality of hardened plastics. They are layered to duplicate the vitality and function of natural dentition. They are produced in 12 shades to be used with Justi Triplex MSLV Posteriors. Four-layered acrylic tooth, available in the following shades: A1, A2, A3, A3.5, A4, B2, B3, B4, C1, C2, C4 and D4.



ANSI/ADA Specification #15 published in 1999



MOLD #	Teeth are pictured +/- 3% of Actual Size	Articulates to A
B C		

Mold Classification Symbols



Square



Tapering



Ovoid

Combined Symbols



Tapering Ovoid Type

Facial Structure



Triangular



Ovoid



Square

50  0/3
37.7

8.5	7
-----	---

I/40  0/10, 0/11
48

12	8.7
----	-----

I/44  0/4, 0/5
42

9.5	7.6
-----	-----

I/49  0/10, 0/11
48.5

11	8.7
----	-----

I/13  0/5
42.2

9.5	7.6
-----	-----

I/30  0/3
38.4

8	6.9
---	-----

I/47  0/6, 0/8
45.6

9.8	8.2
-----	-----

56  0/0, 0/4
42

8.1	7.6
-----	-----

I/17  0/8, 0/10
46.5

11.1	8.6
------	-----

58  0/6
43

9	7.8
---	-----

●	52		0/53, 0/6
	10 8		43

■	1/35		0/6, 0/53
	10 8.2		43.3

■	1/48		0/6
	10 8.5		45.4

▼	1/22		0/5, 0/53
	8.5 8.2		43.4

▼	1/37		0/8, 0/10
	10.1 8.5		45.5

▼	1/25		0/8, 0/53
	10 8.3		44.2

■	59		0/53, 0/8
	10 8.6		45.6

▼	53		0/53, 0/6
	10.2 8.1		44.6

■	1/20		0/3
	8.2 7.6		40.7

▼	1/27		0/10, 0/11
	11 8.8		48

■	1/32		0/0, 0/4
	9.5 7.5		41.2

○	62		0/11
	10.9 9.3		51.4

	0/3		
	8.2 4.5		31

	0/6		
	9.6 5		35

	0/4		
	8.6 4.8		32.5

	0/53		
	8.7 5.3		35.5

	0/5		
	8.9 5		33.5

	0/8		
	9.4 5.3		35.7

	0/0		
	8.4 5		34

	0/10		
	9.2 5.5		37.8

	0/11		
	10.4 5.7		38.8

Triplex MSLV System Shade Guide

Group/Item #085-01578/SMT

The Triplex MSLV System Shade Guide, made in 12 Vita-type shades: A1, A2, A3, A3.5, A4, B2, B3, B4, C1, C2, C4, and D4 is manufactured by Justi to be used for Super Lux V, Major Dent V and Triplex MSLV Posteriors. A comparison of the Triplex Shades with other European and U.S. tooth brands is found below:



HOW TO SELECT PROPER SUPER LUX MALE ANTERIOR MOLDS

Mold selection methods based on a Justi (American Tooth Industries) U.S. Patent Filing Serial #75/545,949. Super Lux V Anterior Maxillary mold choices are based on four well known reference methods which are suggested to end users to facilitate denture fabrication.

1

Interpupillary width method.



Interpupillary width mm	Upper anterior central width range mm	Mold Form	▲	●	■
46/49	6,90/7,60	50		1/30	1/32 1/20
50/52	7,60/8,00	1/44 1/13		56 58	
53/54	8,00/8,30	1/47		52	1/35 1/22 53 1/25
55/56	8,30/8,60	1/17		1/48 1/37	1/25
57/61	8,60/9,40	1/40 1/49		59	1/27 62

2


Nose ala method.



Nose ala width range mm	Upper anterior mould arch range mm	Mold Form	▲	●	■
30/31	37,5/40,7	50		1/30	1/20
32	40,4/43,2	1/44 1/13		56 52	1/32
33	42,2/44,5	1/13		58 52	1/35 1/22 1/25
34/35	44,0/47,2	1/47 1/17		1/48 1/37 59	1/25 1/53
36/37	46,7/49,8	1/40 1/49			1/27 62

3


Known lower anterior central width method.



Lower anterior central width range mm	Upper anterior central width range mm	Mold Form	▲	●	■
4,5/4,7	6,70/7,60	58 1/44		1/30 56	1/32 1/20
4,8/4,9	7,20/8,00	1/44 1/13		56 58 52	1/32 1/20
5,0/5,1	7,50/8,30	1/44 1/13 1/47		56 58 52	1/28 1/35 1/22 53
5,2/5,3	7,80/8,50	1/47		58 52 1/48 1/37	1/35 1/22 53 1/25
5,4/5,7	8,30/9,30	1/40 1/49 1/17		1/48 1/37 59	1/27 62 1/25


4

Superior cast triangle perimeter method.



Perimeter range mm	Upper anterior mould arch range mm	Mold Form	▲	●	■
111/120	36,7/40,0	50		1/30	
120/125	40,0/42,0	1/44		56	1/30 1/32
126/130	42,0/43,3	1/44 1/13		56 58 52	1/35
130/135	43,3/45,3				1/35 1/22 1/25 53
138/140	45,3/46,7	1/47 1/17		1/48 1/37 59	
140/145	46,7/48,7	1/40 1/49			1/27
148/155	48,7/52,0	1/40			62

The Facial Indicator



Facial Indicator

A universal instrument used for the selection of anterior molds. There are three main factors to be considered in the selection of anterior teeth: size, form, and color. When there is no record of the patient's natural teeth, the selection of artificial molds becomes an aesthetic challenge.

Following the method of tooth form selection advocated by J. Leon Williams, this instrument proves helpful and produces harmonious results in a vast majority of cases.

The instrument is based on the premise that there are three types of facial structures and three corresponding types of teeth: square, tapering, and ovoid.

The Facial Indicator will assist in selecting the size and shape of the upper central incisors, however, the following factors should be considered:

- Size of the Face
 - Size of Maxillary and Mandibular anterior arch from cuspid to cuspid area
 - Amount of intermaxillary space.
- Group/Item #073-D119CP001

Complete Articulation Chart

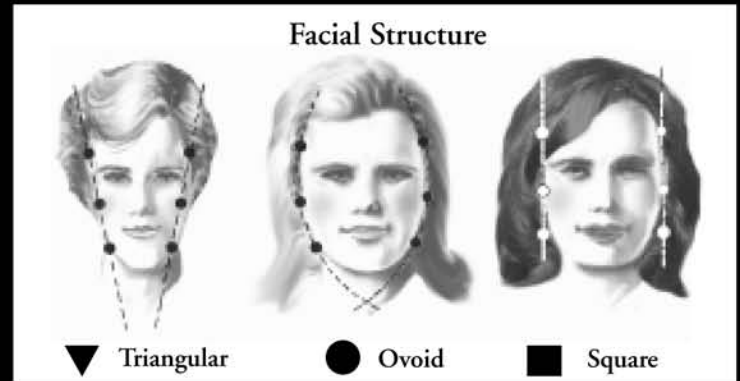
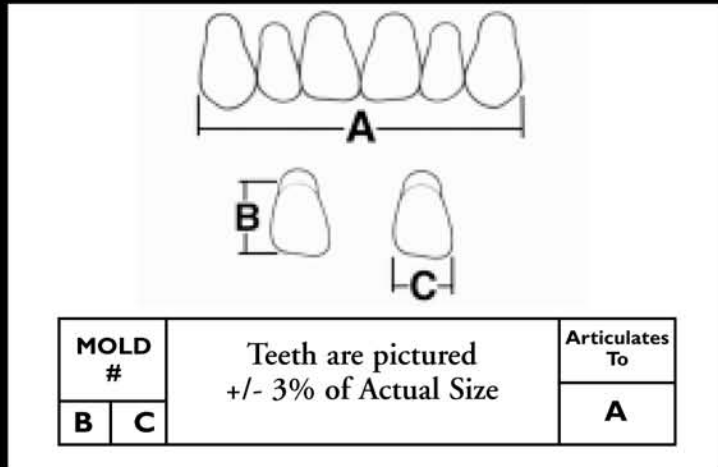
ANTERIORS		POSTERIORS			
Upper Molds	Articulates Lower Anteriors	0 Degree	10 Degree	20 Degree	33 Degree Anatomical
Super Lux V		Triplex MSLV			
50	0/3	29MF	30F	29M or 29L	
1/44	0/4, 0/5	31MF	30F	31M or 31L	30
1/13	0/5	31MF	30F	31	30
1/47	0/8, 0/6	31MF	32F	31	32
1/17	0/8, 0/10	31MF	32F	31	32
1/40	0/10, 0/11	31MF	32F	31	32
1/49	0/10, 0/11	31MF	32F	31	32
1/30	0/3	29MF	30F	29	
56	0/0, 0/4	29MF	30F	29	
58	0/6	31MF	30F	31	30
52	0/53, 0/6	31MF	30F	31	30
1/48	0/6	31MF	32F	31	32
1/37	0/8, 0/10	31MF	32F	31	32
59	0/53, 0/8	31MF	32F	31	32
1/20	0/3	29MF	30F	29	
1/32	0/0, 0/4	29MF	30F	29	
1/35	0/6, 0/53	31MF	32F	31	32
1/22	0/5, 0/53	31MF	32F	31	32
1/25	0/8, 0/53	31MF	32F	31	32
53	0/53, 0/6	31MF	32F	31	32
1/27	0/10, 0/11		33F		34
62	0/11		33F		34

Major Dent V A1-D4 (Female Molds) Anteriors

Major Dent V A1-D4 teeth are designed with European aesthetics combined with functional characteristics. Major Dent equates premium quality with an economical price. Available in the following shades: A1, A2, A3, A3.5, A4, B2, B3, B4, C1, C2, C4 and D4.



ANSI/ADA Specification #15 published in 1999



37A		37A
9.8 8.5		45.5

27A		27A, 37A
10 8.2		46

30A		16, 40A
10.5 8.3		45

39		5, 36
10 8.8		47

3A		22, 3A
8.6 7.5		41

29A		27A, 36
10 8.5		45.5

35A		36, 37A
9.5 8		44

40A		19A, 40A
11.2 9		48

7A		7A
9 8		44

45A		19A
12.2 9.6		49.5

3A		
8 4.8		33

19A		
10.5 5.5		38

5		
9.9 5.1		35

22		
8.4 5		34

7A		
9.4 4.9		33

27A		
9.2 5.2		35.5

8A		
9.2 5.1		33.5

36		
9.2 5.7		36

10		
9.4 5.2		32.5

37A		
8.9 5.2		35.5

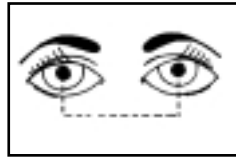
16		
10.2 5.4		37.5

40A		
9.3 5.4		35

HOW TO SELECT PROPER MAJOR DENT FEMALE ANTERIOR MOLDS

Mold selection methods based on a Justi (American Tooth Industries) U.S. Patent Filing Serial #75/545,949. Major Dent V Anterior Maxillary mold choices are based on four well known reference methods which are suggested to end users to facilitate denture fabrication.

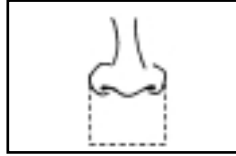
Interpupillary width method.



1

Interpupillary width mm	Upper anterior central width range mm	▲	●	■
46/49	6.90/7.60	5-17	2-33A	3A-35A
50/52	7.60/8.00	5-17	10-24	35A
53/54	8.00/8.30	18A-8A	10-38A-36	-
55/56	8.30/8.60	16	36-30A	27A
57/61	8.60/9.40	19A	37A	39-29A-40A

Nose ala method.



2

Nose ala width range mm	Upper anterior mold arch range mm	▲	●	■
30/31	37.5/40.7	-	-	-
32	40.4/43.2	22-10-3A	3A	-
33	42.2/44.5	12-18A-17-16-19A	24-38A-36-37A-30A	35A-7A-27A-39-29
34/35	44.0/47.2	18A-8A-17-16-19A	24-38A-36-37A-30A	35A-7A-27A-39-29
36/37	46.7/49.8	19A-	-	27A-39-40A-45A

Known lower anterior
central width method.



3

Lower Ant. centralwidth range mm	Upper anterior mold arch range mm	▲	●	■
4.5/4.7	6.70/7.60	5-17	2-33A	3A-35A
4.8/4.9	7.20/8.00	22-12-18A-5-17	2-10-33A-24	3A-35A-7A
5.0/5.1	7.50/8.30	22-12-18A-5-8A-17	10-24-38A-36-30A	7A-27A
5.2/5.3	7.80/8.50	12-18A-8A-16	10-24-38A-36-30A	7A-27A
5.4/5.7	8.30/9.30	16-18A	36-37A-35A	27A-39-29A-40A

Superior cast triangle
perimeter method.



4

Perimeter range mm	Upper anterior mold arch range mm	▲	●	■
111/120	36.7/40.0	-	-	-
120/125	40.0/42.0	22	2	3A
126/130	42.0/43.3	22-5	22-33A-10	-
130/135	43.3/45.3	18A-8A-17-16	33A-24-38A-36	35A-7A
136/140	45.3/46.7	-	37A	27A-29A
140/145	46.7/48.7	19A	-	39-40A
146/155	48.7/52.0	-	-	45A

Complete Articulation Chart

ANTERIORS		POSTERIORS			
Upper Molds	Articulates Lower Anteriors	0 Degree	10 Degree	20 Degree	33 Degree Anatomical
MAJOR DENT V		Triplex MSLV			
22	22	29MF	30F	29M or 29L	30
12	7A	29MF	30F	29M or 29L	30
18A	7A	31MF	30F	31	30
5	5	31MF	30F	31	30
8A	8A 36	31MF	30F	31	30
17	5 36	31MF	30F	31	30
16	27A 5	31MF	30F	31	30
19A	19 16	31MF	32F	31	32
2	22 3A	29MF	30F	29	30
10	22 10	29MF	30F	29	30
33A	10 7A	29MF	30F	29	30
24	36 37A	29MF	30F	29	30
38A	5 8A	31MF	30F	31	30
36	27A 36	31MF	30F	31	30
37A	37A	31MF	32F	31	32
30A	16 40A	31MF	32F	31	32
3A	22 3A	29MF	30F	29	30
35A	36 37A	31MF	30F	31	30
7A	7A	31MF	30F	31	30
27A	27A 37A	31MF	30F	31	30
39	5 36	31MF	32F	31	32
29A	27A 36	31MF	32F	31	32
40A	19A 40A		33F		34
45A	19A		33F		34

Justi Triplex MSLV Posteriors (0°-10°-20°-33° Cusps)

Manufactured by Justi in California using the hardest materials available today. They are fabricated with multi-layered intersectional polymer network resin. No diatoric retention necessary. 100% bondability with methyl methacrylate denture base material. Vacuum processed for eliminating residue of monomer so that teeth are resistant to flame in wax-up's. Superbly articulated cusps. Available in 10°, 20°, 33° and 0° for functional appliances. The line is produced in 12 shades A1 through D4 to be used with Super Lux V and Major Dent V Anterior teeth. This combination creates a unique line of teeth which feature European aesthetics and U.S.

design and functionality required by sophisticated end-users. Triplex posteriors meet and exceed ANSI/ADA Specification #15 published in 1999 and ISO 3336.



0° Posteriors - 2 Upper & 2 Lower Molds



10° Posteriors - 3 Upper & 3 Lower Molds



20° Posteriors - 4 Upper & 4 Lower Molds



33° Anatomical Posteriors - 3 Upper & 3 Lower Molds



Mold		Teeth are pictured within +/- 3% of actual size.
Total Width Upper		
Total Width Lower		



**TRIPLEX™ MSLV SYSTEM ORDER FORM
SUPER LUX V • MAJOR DENT V • TRIPLEX MSLV**

Order No.: _____ Date: _____ Cust. # _____

Bill To: _____

Address: _____

City: _____ State: _____ Zip _____

Phone No.: _____

Ship To: _____

Address: _____

City: _____ State: _____ Zip _____

1 <input type="checkbox"/> 1 X 6 SUPER LUX V 22 UPPER ANTERIOR MOLDS <input type="checkbox"/> Boxes													
MOLD	A1	A2	A3	A3.5	A4	B2	B3	B4	C1	C2	C4	D4	
50													
1/44													
1/13													
1/47													
1/17													
1/40													
1/49													
1/30													
56													
58													
52													
1/48													
1/37													
59													
1/20													
1/32													
1/35													
1/22													
1/25													
53													
1/27													
62													
TOTAL													

1 <input type="checkbox"/> 1 X 6 SUPER LUX V 9 LOWER ANTERIOR MOLDS <input type="checkbox"/> Boxes													
MOLD	A1	A2	A3	A3.5	A4	B2	B3	B4	C1	C2	C4	D4	
0/3													
0/4													
0/5													
0/0													
0/6													
0/53													
0/8													
0/10													
0/11													
TOTAL													

Super Lux V Anterior Cards (1 X 6) - 18 cards per box.

Major Dent V Anterior Cards (1 X 6) - 18 cards per box.

1	Total Upper Anteriors 1 X 6	
	Total Lower Anteriors 1 X 6	
	Total Anteriors 1 X 6	

Item #085-01477/V

Triplex Posterior Cards (1 X 8) - 8 cards per box.

3	Total Upper Posteriors 1 X 8	
	Total Lower Posteriors 1 X 8	
	Total Posteriors 1 X 8	

Item #083-51-0101

2	Total Upper Anteriors 1 X 6	
	Total Lower Anteriors 1 X 6	
	Total Anteriors 1 X 6	

Item #085-01577

Item #085-01578/SMT
Triplex Shade Guide
SLV, MDV, Triplex



2 <input type="checkbox"/> 1 X 6 MAJOR DENT V 24 UPPER ANTERIOR MOLDS <input type="checkbox"/> Boxes													
MOLD	A1	A2	A3	A3.5	A4	B2	B3	B4	C1	C2	C4	D4	
22													
12													
18A													
5													
8A													
17													
16													
19A													
2													
10													
33A													
24													
38A													
36													
37A													
30A													
3A													
35A													
7A													
27A													
39													
29A													
40A													
45A													
TOTAL													

1 <input type="checkbox"/> 1 X 6 MAJOR DENT V 12 LOWER ANTERIOR MOLDS <input type="checkbox"/> Boxes													
MOLD	A1	A2	A3	A3.5	A4	B2	B3	B4	C1	C2	C4	D4	
3A													
5													
7A													
8A													
10													
16													
19A													
22													
27A													
36													
37A													
40A													
TOTAL													

3 <input type="checkbox"/> 1 X 8 TRIPLEX MSLV 12 POSTERIOR UPPER MOLDS <input type="checkbox"/> Boxes													
MOLD	A1	A2	A3	A3.5	A4	B2	B3	B4	C1	C2	C4	D4	
29MF													
31MF													
30F													
32F													
33F													
29M													
29L													
31M													
31L													
30M													
32M													
34M													
TOTAL													

1 <input type="checkbox"/> 1 X 8 TRIPLEX MSLV 12 POSTERIOR LOWER MOLDS <input type="checkbox"/> Boxes													
MOLD	A1	A2	A3	A3.5	A4	B2	B3	B4	C1	C2	C4	D4	
29MF													
31MF													
30F													
32F													
33F													
29M													
29L													
31M													
31L													
30M													
32M													
34M													
TOTAL													

Signed: _____



AMERICAN TOOTH INDUSTRIES

JUSTI, POZZI, MAJOR AMERICA, LEONEAMERICA & REGAL DENTAL PRODUCTS DIVISIONS

1200 Stellar Drive • Oxnard, CA USA 93033-2404 • (805) 487-9868

TOLL FREE (800) 235-4639 • FAX: (805) 483-8482

E-mail: info@americantooth.com • Website: www.americantooth.com